



USER GUIDE
MARKER GLOBAL
PROJECT ROOM™



Marker Global Ltd

Finsgate
5-7 Cranwood Street
London EC1V 9EE

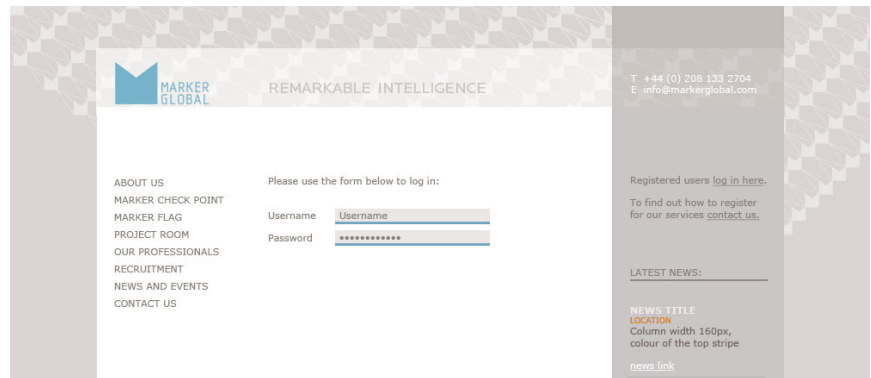
Telephone: (0044) 020 8133 2704
Email: info@markerglobal.com

Once you become a client of the Project Room™, you will be provided with a user name and a password.

To log into the service you would enter your user name and then enter the passcode. A menu of the Project Room allows you to navigate between the different project areas: work area, marker update or special features.

GUIDE TO USING THE PROJECT ROOM™:

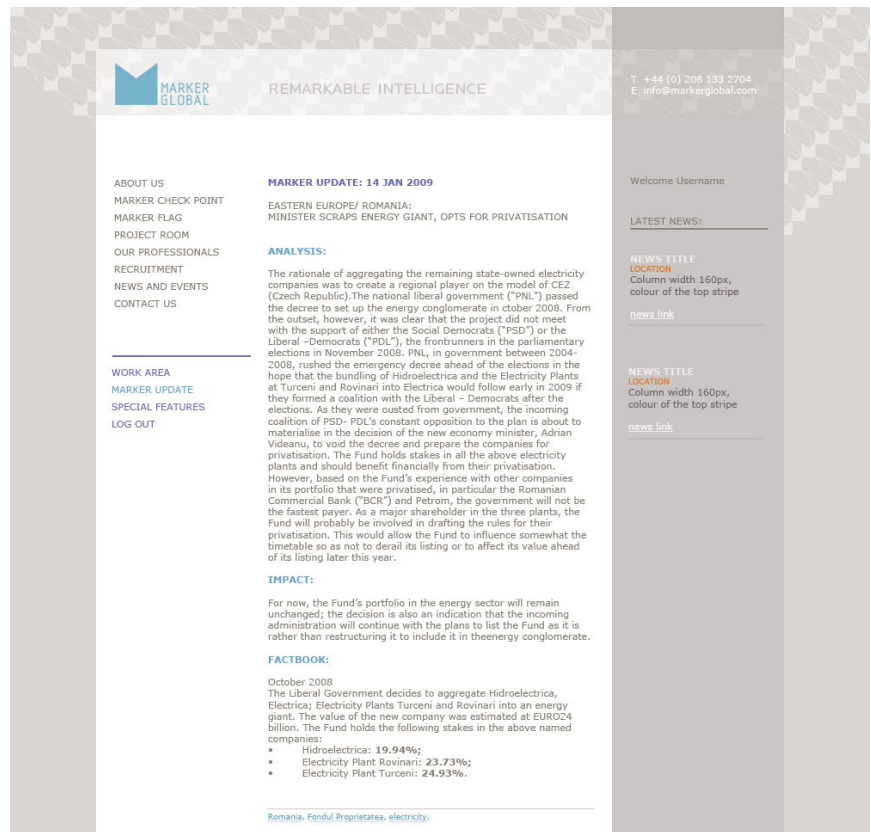
01 Log in



02 Marker Update

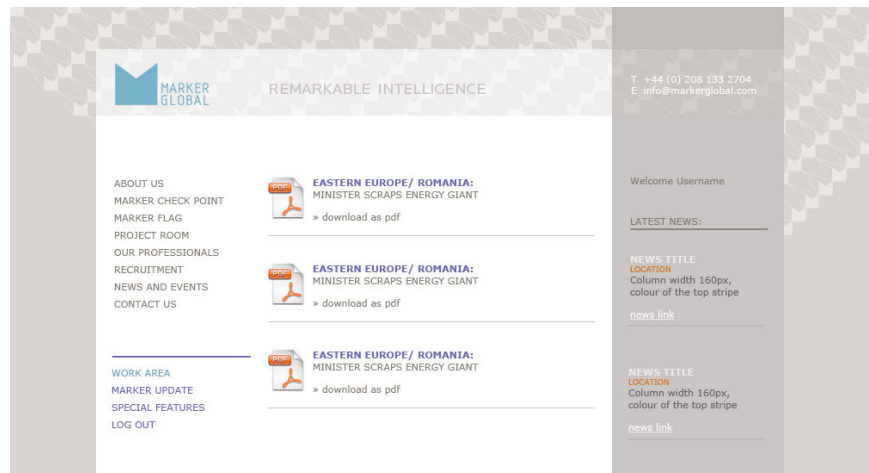
Once you have successfully logged on, you will be presented with a page showing the latest Marker Update on the project you are working on.

The search facility and the calendar enable you to use the archive and refer to older analysis.



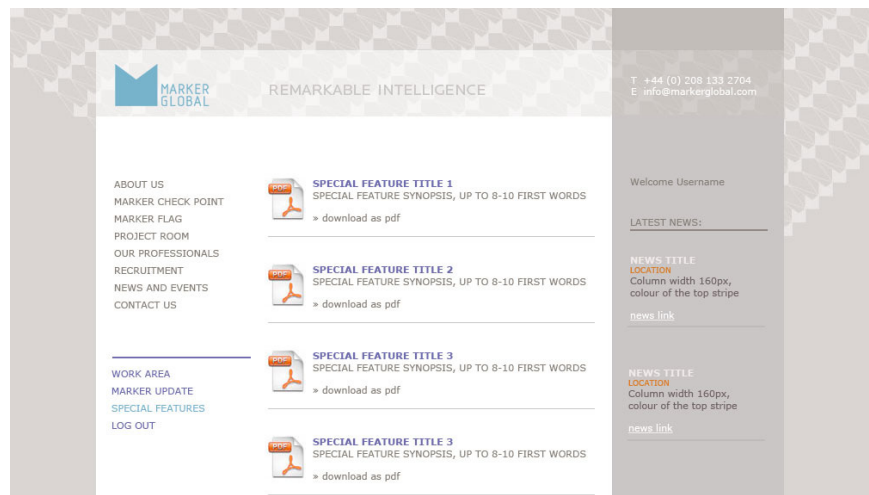
03 Work Area

Once you have successfully logged on, you will be able to navigate between the different sub-menus of the Work Area to read the latest analysis on the management of the companies in the project or other non-sensitive information and analysis that we post here.



04 Special Features

In this area we post customised information such as interviews with the management of the target companies or sector analysis that is relevant to the project. We are able to follow a client's wish list based on their needs to obtain information that they require for the transaction as it unfolds. The information can be easily downloaded onto the client's system as it is in PDF format.



05 Logging out of the Project Room™

When you are finished, log out using the Log Out button. You can do this from anywhere in the website. You can return to your Project Room™ by logging back into the system.

Always remember to log out before closing the browser window or leaving your computer.